

BMV

Sharp Innovators

TRIMMING
MACHINES
FOR VINEYARD

model

E650

E600



bmv-italy.com





Sharp Innovators

MODEL E650



Evolution of "E600" model, the new trimming machine E650 can count on several improvements such as: reinforced structure/ Motors gr.2 / New special transmission / more overlapped knives / Sciabola knives as standard / casing with increased thickness.

MODEL E600

The new B.M.V. model "E600" has been studied with the aim to eliminate all the sliding and to reduce the encumbrance.

The result is a simpler and, above all, lighter machine. "E600" machine, in the different models, is compatible with every need and type of system.

All models of the range are mounted on the front of tractor. The power is supplied by the hydraulic sockets of the tractor itself or, on request, it is supplied an independent hydraulic control unit.




Lightness and sturdiness

TRIMMING MACHINES model E650/600



Tempered steel knives ensure, at high cutting speed (200-2500 turns/min), a better cutting quality, even at high forward speed. All models are completed by trestle and protection for parking.

4 hydraulic movements for LIFT, INCLINATION, INCLINATION CORRECTION, TOP INCLINATION, allow the machine to better adapt to the row.



INDEPENDENT HYDRAULIC TANKS



40 LT.
FIXED TANK



40 LT.
MOBILE TANK

ACCESSORIES



SCIABOLA
KNIFE



**STAINLESS
STEEL SCIABOLA**
KNIFE



JOYSTICK
AND CONTROL BOX

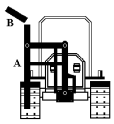
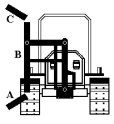
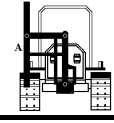
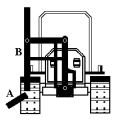
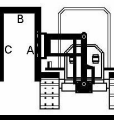
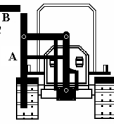
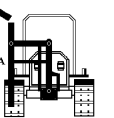


**RADIATOR ON
SUPPORT WITH 3-POINT
CONNECTION**



Sharp Innovators

TRIMMING MACHINES model E650/600

TRIMMING MACHINE MODEL	CUTTING LENGTH (cm)			N° KNIVES			N° ENGINES	WEIGHT (Kg.)	HYDRAULIC MOVEMENT				TOP RETRACTABLE DEVICE
	A	B	C	A	B	C			LIFT	INCLINATION	INCLINATION CORRECTION	TOP INCLINATION	
E600A 	116	50	–	3	1	–	2	135	•	•	•	OPTIONAL	OPTIONAL
	116	78	–	3	2	–	2	139	•	•	•	OPTIONAL	OPTIONAL
	154	50	–	4	1	–	2	140	•	•	•	OPTIONAL	OPTIONAL
	154	78	–	4	2	–	2	144	•	•	•	OPTIONAL	OPTIONAL
E600B 	40	78	50	1	2	1	3	138	•	•	•	OPTIONAL	OPTIONAL
	40	78	78	1	2	2	3	142	•	•	•	OPTIONAL	OPTIONAL
	40	116	50	1	3	1	3	143	•	•	•	OPTIONAL	OPTIONAL
	40	116	78	1	3	2	3	147	•	•	•	OPTIONAL	OPTIONAL
E600C 	154	–	–	4	–	–	1	123	•	•	•	–	–
	192	–	–	5	–	–	1	128	•	•	•	–	–
E600D 	40	116	–	1	3	–	2	126	•	•	•	–	–
	40	154	–	1	4	–	2	131	•	•	•	–	–
E600E 	116	40	116	3	1	3	3	148	•	•	•	–	–
	154	40	154	4	1	4	3	157	•	•	•	–	–
E600G 	116	40	40	3	1	1	3	139	•	•	•	OPTIONAL	OPTIONAL
	154	40	40	4	1	1	3	144	•	•	•	OPTIONAL	OPTIONAL
E650A 	164	71	–	5	2	–	–	–	•	•	•	•	•

bmv-italy.com

Reg. Rondò - Strada Forcellini, 5 - 12051 - Alba (CN) - Italy
T. 0173 35450 - F. 0173 35214 - bmv@bmv-italy.com