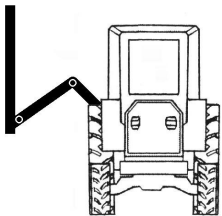
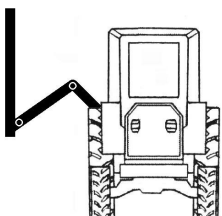
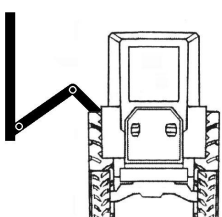
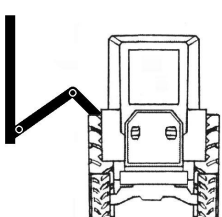


<b>MODELLO</b>	<b>LUNGHEZZA TAGLIO (cm)</b>	<b>PESO (Kg.)</b>	<b>NUMERO MOTORI</b>
<i>Barra forestale 2 gruppi taglio con dischi Widia</i>  	100	39	1
<i>Barra forestale 3 gruppi taglio con dischi Widia</i>  	150	56	1
<i>Barra forestale 4 gruppi taglio con dischi Widia</i>  	200	76	1
<i>Barra forestale 6 gruppi taglio con dischi Widia</i>  	300	110	2

**Coltelli L=530 per siepi**
**Pressione assorbita**
**140 bar**
**Motori GR2 portata**
**35/40 l/min**